



4300 Series

Grade 2 Tubular Knob Locks



the perfect choice

introduction

The Yale® 4300 Series tubular knob locksets are the perfect economical choice for light commercial and medium-duty residential applications where outstanding performance and durability are demanded. The 4300 Series is ANSI/BHMA tested to Grade 2 standards and UL fire-listed for all functions, ensuring reliability and peace of mind. And with a variety of strikes and cylinder options available, the 4300 is adaptable to almost any existing decor and *Yale* key system.

Typical applications might include:

- Interior offices
- Multi-family housing units
- Hotels
- Restaurants
- Retail complexes
- Closets

ANSI/BHMA

Certified ANSI/BHMA A156.2, Series 4000 Grade 2.



backset

Available with a 2-3/4" (70mm) standard or 2-3/8" (60mm) optional backset. All latchbolts are deadlocking.

cylinders

Furnished with *Yale* 1812 6-pin cylinder. Available in Schlage® C keyway, specify 2812.

door thickness

Locksets are adjustable for doors 1-3/8" (35mm) to 1-3/4"(44mm).

handing

Non-handed.

latches

1/2" (13mm) bolt projection.

warranty

The 4300 Series tubular knob lock carries a one-year warranty.

finishes

ANSI/BHMA Code	Finish Description
605	Bright Brass, Clear Coated
626	Satin Chrome Plated

contents

Introduction2

Features2

Functions3

Knob Design4

Cylinders4

Latchbolts5

Strikes6

Ordering Information.....7

Sample Specification7

fire listings

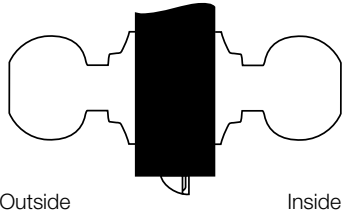
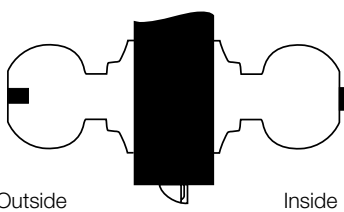
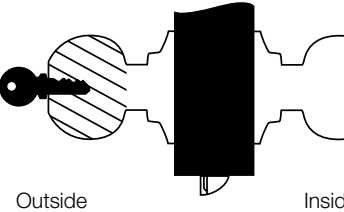
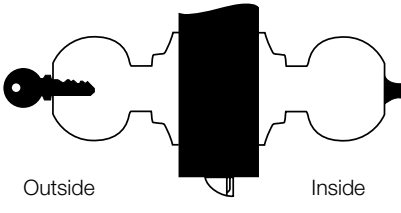
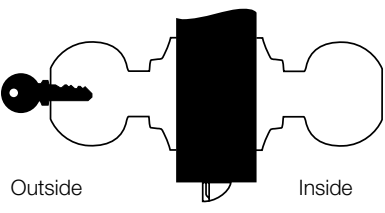
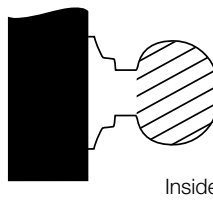
All functions (including firecup) are UL-cUL Listed for use on fire doors having a rating up to and including 90 minutes.

Note: Any retrofit or other field modification to a fire rated opening can potentially impact the fire rating of the opening, and Yale Locks & Hardware makes no representations or warranties concerning what such impact may be in any specific situation. When retrofitting any portion of an existing fire rated opening, or specifying and installing a new fire-rated opening, please consult with a code specialist or local code official (Authority Having Jurisdiction) to ensure compliance with all applicable codes and ratings.

strikes

"T" Strike 2-3/4" x 1-1/8" x 1-1/4" (70mm x 29mm x 32mm) furnished standard. Optional strikes available in ANSI and full lip configurations.

functions

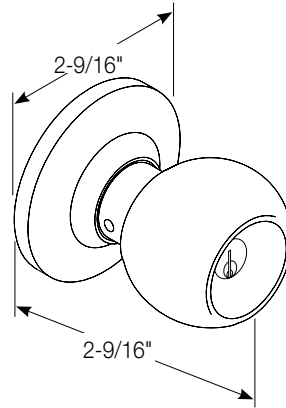
<p style="text-align: center;">4301 (F75)</p> <p>Passage or Closet Latch</p> <ul style="list-style-type: none"> • For doors that do not require locking. • Either knob operates latchbolt at all times.  <p style="display: flex; justify-content: space-between;">OutsideInside</p>	<p style="text-align: center;">4302 (F76B)</p> <p>Privacy, Bedroom or Bath Lock</p> <ul style="list-style-type: none"> • For lavatory or other privacy doors. • Either knob operates latchbolt unless outside knob is locked by push button inside. • Button automatically releases when inside knob is turned. • Emergency release in outside knob. • Inside knob always active.  <p style="display: flex; justify-content: space-between;">OutsideInside</p>	<p style="text-align: center;">4305 (F86)</p> <p>Storeroom or Closet Lock</p> <ul style="list-style-type: none"> • For use on storeroom, utility, exit doors. • Deadlocking latchbolt. • Latchbolt operated by knob inside, key in outside knob. • Outside knob always locked. Key unlocks knob. Knob retracts latchbolt.  <p style="display: flex; justify-content: space-between;">OutsideInside</p>
<p style="text-align: center;">4307 (F109)</p> <p>Entry Lock</p> <ul style="list-style-type: none"> • For entrance, general home or office doors. • Deadlocking latchbolt. • Either knob operates latchbolt (except when outside knob is locked from inside). • Outside knob retained in locked position by rotating turn button 90° to a horizontal position; not released until turn button is manually returned to the vertical position. • Key outside unlocks turn button inside. • Latchbolt is operated by rotating inside knob. • Inside knob always active.  <p style="display: flex; justify-content: space-between;">OutsideInside</p>	<p style="text-align: center;">4308 (F84)</p> <p>Classroom Lock</p> <ul style="list-style-type: none"> • For classroom or utility room doors. • Deadlocking latchbolt. • Either knob operates latchbolt (except when outside knob is locked by key). • Inside knob always active.  <p style="display: flex; justify-content: space-between;">OutsideInside</p>	<p style="text-align: center;">4355</p> <p>Dummy Trim</p> <ul style="list-style-type: none"> • Knob acts as pull only; no operation.  <p style="display: flex; justify-content: space-between;">OutsideInside</p>



knob design

Carolina CA

Knob: Cold forged
Rose: Cold forged
Material: Brass, Bronze, Stainless Steel



cylinders

Illustration	Description	Model Number	Number of Pins
	Standard	1812	6
	Schlage® C Keyway. Available 0-bitted or keyed random.	2812	6

Note: 7-pin cylinders not available.

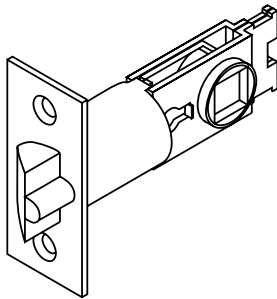
Yale® KeyMark®

For those applications requiring protected key control, Yale® KeyMark® cylinders guard against unauthorized key duplication. The *Yale KeyMark Security Leg®* keyway feature increases resistance against picking and impressioning and can easily retrofit into existing systems. For further details and availability, refer to the separate *Yale KeyMark* catalog.



latchbolts

Model No. 280DN supplied standard with all 4300LN series locksets. Model No. 280DN latchbolt has a 2-1/4" x 1-1/8" front with a 2-3/4" backset and a 1/2" bolt throw. Optional latchbolts available to special order.



Model No.	Front	Backset	Throw	Front Width	Latch Diameter
280N	Square	2-3/8"(60mm)	1/2"(13mm)	1"(25mm)	7/8" (22mm)
280RN	Round	2-3/8" (60mm)	1/2"(13mm)	1"(25mm)	7/8" (22mm)
280DN	Square	2-3/4"(70mm)	1/2"(13mm)	1-1/8"(29mm)	7/8" (22mm)

All 4300LN Latches are Deadlocking.

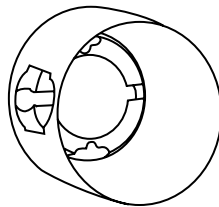
Note: 606 finish locksets are supplied with 605 finish latches and 626 finish locksets are supplied with 625 finish latches. All other finish locksets are supplied with matching latch finish.

All latches have a 7/8" diameter. A 1/8" Sleeve (p/n 14-0378-9001-999) is included to accommodate 1" door preps.

UL firecup

Model Number: 10C

Supplied Standard with all 4300s. Failure to use invalidates UL the 90 minute fire listing.



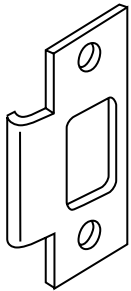
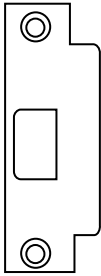
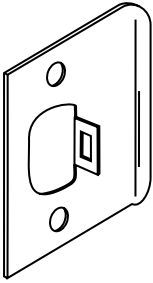
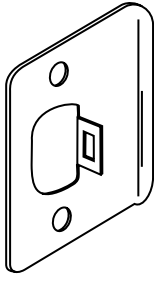
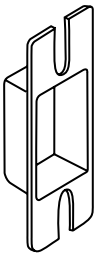
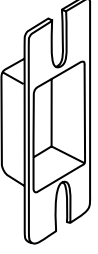
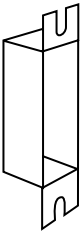
screw pack

Model Number: SP100

Supplied Standard with wood-machine screws combination.

strikes

Yale® 4300 locks are available with a variety of strike options. All strikes are located on the same vertical and horizontal center lines as the latchbolt. Some strikes are available in a variety of lip lengths to accommodate varying thickness of doors and frames. To determine the proper length of the lip, measure from the center line of the strike to the edge of the jamb, accounting for any interfering trim (i.e. wood molding) and then add 1/4" (6mm) for curved lip. All strikes are reversible. Strikes are fabricated of either brass, bronze or stainless steel, depending on the lockset trim finish. When ordering strikes separately, specify the finish required.

 <p>Model No. 271 T-Strike (Standard) 1-1/4" Lip. Supplied standard with 4300 Series Locksets.</p>	 <p>Model No. 497 ANSI Strike (Optional) For door and frames with ANSI/BHMA A156.115 and A156.115-W preparations.</p>	 <p>Model No. 20S Full Lip Strike (Optional) Square corner with full lip anti-rattle tab.</p>	 <p>Model No. 21S Full Lip Strike (Optional) 1/4" Round Corner Radius Similar in dimensions and function to the 20S Strike but with radius corners for easy mortising by power tools. Anti-rattle tab.</p>
 <p>Model No. 301 Strike Box for 271 Strike</p>	 <p>Model No. 302 Strike Box for 20S and 21S strikes</p>	 <p>Model No. 202 Strike Box for ANSI Strike (Optional) Specify 497 x 202</p>	

attaching screws

For Model Nos. 271, 20S, and 21S:
#8-8-32 x 3/4" (19mm) Phillips/Flat Head Combination Wood and Machine Screws. Part No. SP100

For Model No. 497:
#12-12-24 x 1" Phillips/Flat Head Combination Wood and Machine Screws. Part No. 81-2012-0620

ordering information/sample specification

ordering information

From this outline select the Model Number for the Yale® 4300 Series Lockset you require.

Design	Function	Latchbolt	Strike	Cylinder	Door Thickness	Finish
See page 4	See page 3	See page 5	See page 6	See page 4	See page 2	See page 2

ordering example

Quantity	Design	Function	Latchbolt	Strike	Cylinder	Door Thickness	Finish
100	CA	4307	280N	271	1812	1-3/4" (44mm)	626

sample specification

- All locksets shall be 4300 Series Grade 2 tubular knob locksets.
- Locks shall have an interlocking tubular chassis and latchbolt.
- All locksets shall be adjustable for 1-3/8" (35mm) and 1-3/4" (44mm) door thickness. The latchbolt shall be adjustable to accommodate flat or beveled doors, shall have a 1/2" (13mm) throw and shall include a deadlocking feature to inhibit manipulation when door is closed.
- All inside and outside knobs shall be of the same profile and projection for aesthetic continuity. The knob shall have a 2-9/16" (65mm) projection from face of door.
- All locksets shall be furnished with 2 nickel silver keys. All cylinder plugs shall be furnished with 6-pin chambers for master keying capabilities.
- Cylinders shall be easily changed by removing the knob without disassembling the lockset.

Certification:

- UL 1-1/2 Hour Fire Rating
- ANSI/BHMA A156.2, Series 4000 Grade 2

All locksets shall carry a one-year warranty.

online literature and templates

For the latest information on Yale Locks & Hardware products, visit our website at: www.yalelocks.com

Click on the "Product Information" button to find:

- Catalogs
- Parts manuals
- Templates
- Specifications
- Installation instructions

Yale® customers can click on the ebusiness symbol  on the website to register for an ebusiness account to:

- Check the status of orders
 - Check availability of Quick-Ship items
 - Track your order and confirm delivery
 - Receive email notification of template changes
- And More...

Or contact us at:

U.S.A.

Yale Locks & Hardware

Address: 100 Yale Avenue, Lenoir City, TN 37771-3226

Tel: 1-800-438-1951 • Fax: 1-800-338-0965 • www.yalelocks.com

Canada:

ASSA ABLOY Door Security Solutions Canada

Address: 160 Four Valley Drive, Vaughan, Ontario L4K 4T9

Tel: 1-800-461-3007 • Fax: 1-800-461-8989 • www.assaabloy.ca

International:

ASSA ABLOY Americas International

Tel: 1-905-821-7775 • Fax: 1-905-821-1429 • www.assaabloyai.com

Yale Locks & Hardware is a division of Yale Security Inc., an ASSA ABLOY Group company.

Yale® is a registered trademark of Yale Security Inc., an ASSA ABLOY Group company. KeyMark® and Security Leg® are registered trademarks of Medeco Security Locks, Inc., an ASSA ABLOY Group company. Other products' brand names may be trademarks or registered trademarks of their respective owners and are mentioned for reference purposes only. These materials are protected under U.S. copyright laws. All contents current at time of publication. Yale Security Inc. reserves the right to change availability of any item in this catalog, its design, construction, and/or its materials. Copyright © 1999, 2011, Yale Security Inc., an ASSA ABLOY Group company. All rights reserved. Reproduction in whole or in part without the express written permission of Yale Security Inc., an ASSA ABLOY Group company is prohibited.

YALE, with its unique global reach and range of products, is the world's favorite lock.

ASSA ABLOY is the global leader in door opening solutions, dedicated to satisfying end-user needs for security, safety and convenience.

42119-12/11R